

MOTEUR / ENGINE	ALTERNATEUR / ALTERNATOR	CHASSIS AVEC RESERVOIR GASOIL / FRAME WITH FUEL TANK					
		MASSE / WEIGHT (kg / lbs) +/- 5%		COG (mm / inch) A vide / Dry		COG (mm / inch) OdM / Wet	
		A vide / Dry	OdM / Wet	CG Horizontal	CG Vertical	CG Horizontal	CG Vertical
DOOSAN DP180LB	KH03546T	4222 / 9307	4926 / 10859	2175 / 85.62	705 / 27.75	2130 / 83.85	646 / 25.43
DOOSAN DP180LB	KH02954T	3995 / 8807	4699 / 10359	2120 / 83.46	704 / 27.71	2081 / 81.92	642 / 25.27
DOOSAN DP180LB	KH02713T	3913 / 8626	4618 / 10180	2106 / 82.91	703 / 27.67	2068 / 81.41	641 / 25.23

MOTEUR / ENGINE	ALTERNATEUR / ALTERNATOR	CHASSIS SANS RESERVOIR GASOIL / FRAME WITHOUT FUEL TANK					
		MASSE / WEIGHT (kg / lbs) +/- 5%		COG (mm / inch) A vide / Dry		COG (mm / inch) OdM / Wet	
		A vide / Dry	OdM / Wet	CG Horizontal	CG Vertical	CG Horizontal	CG Vertical
DOOSAN DP180LB	KH03546T	3984 / 8783	4138 / 9122	2190 / 86.20	739 / 29.09	2186 / 86.06	739 / 29.09
DOOSAN DP180LB	KH02954T	3758 / 8284	3911 / 8622	2133 / 83.97	739 / 29.09	2131 / 83.89	739 / 29.09
DOOSAN DP180LB	KH02713T	3676 / 8622	3829 / 8441	2118 / 83.38	740 / 29.13	2117 / 83.34	739 / 29.09

(1) Seulement avec châssis réservoir fuel / Only with fuel tank frame

- Voir folios suivants pour informations complémentaires / See following sheets for additional informations.

- Les noms des vues correspondent aux différentes faces du groupe électrogène / The names of the views correspond to the different sides of the generating set.

CET ASSEMBLAGE OU PIECE DOIT ETRE CONFORME A LA SPECIFICATION PEP-RML-001
THIS ASSEMBLY OR PART MUST COMPLY WITH SPECIFICATION PEP-RML-001

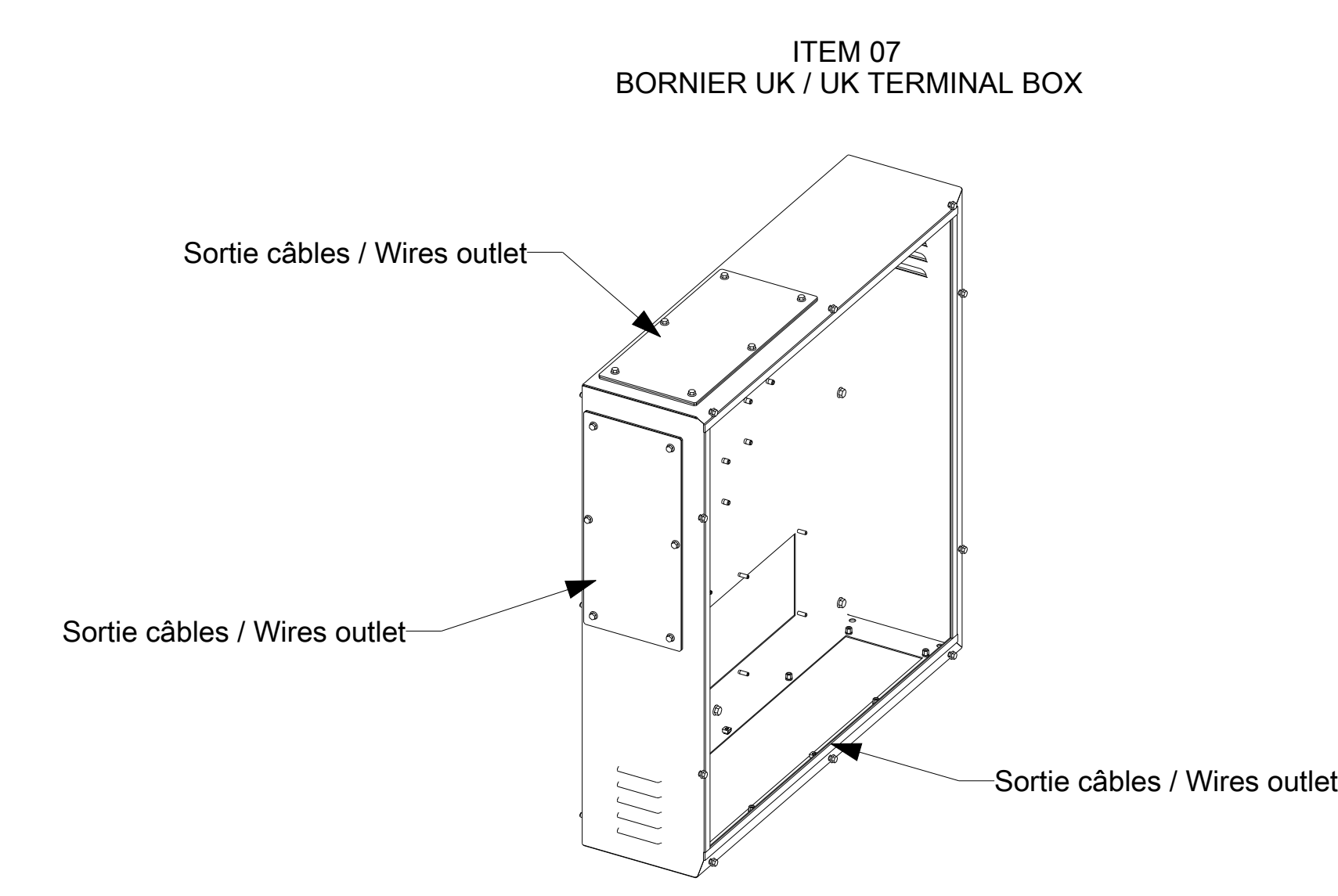
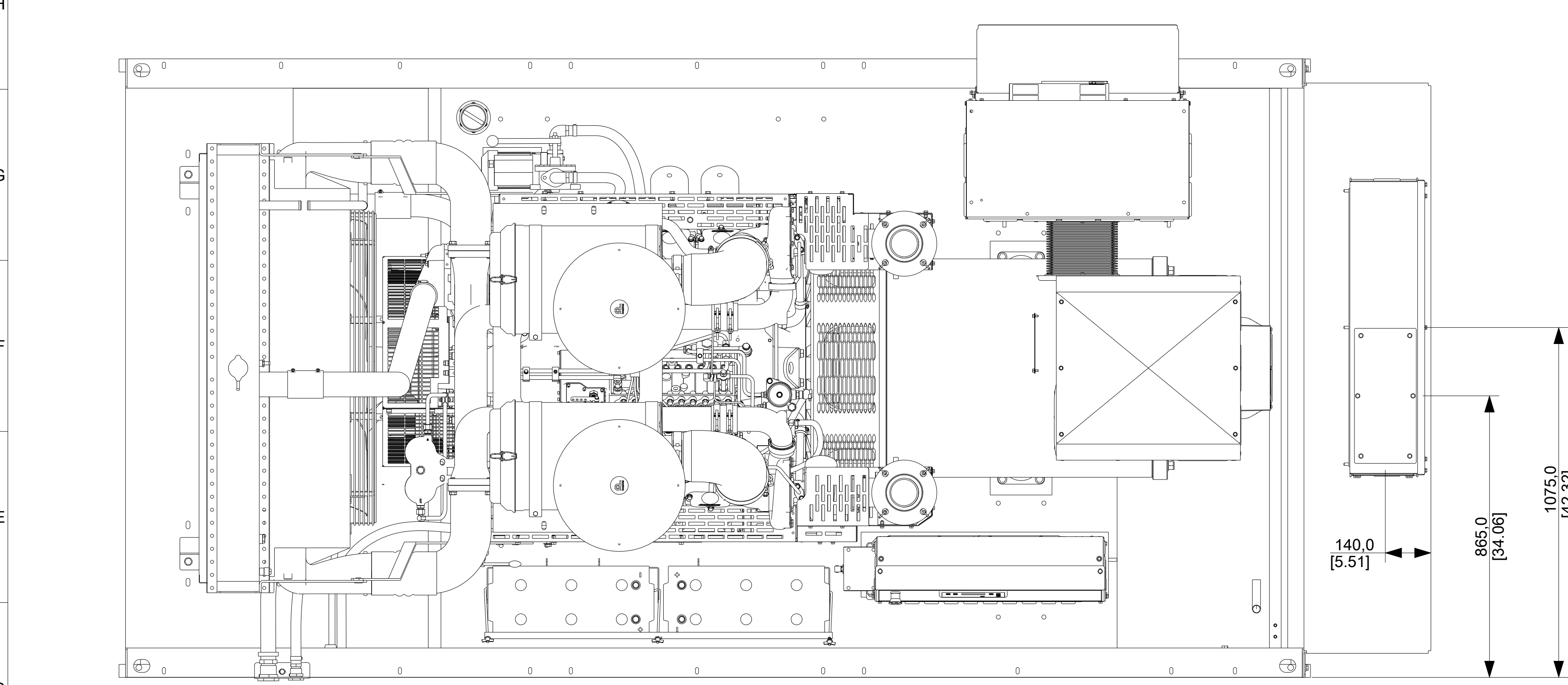
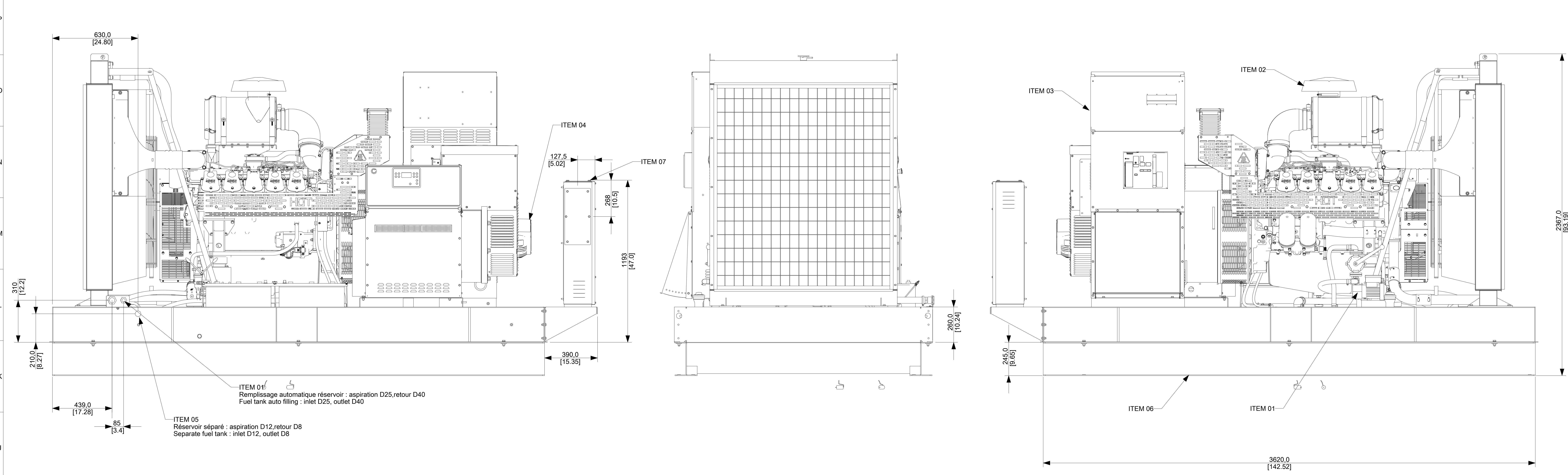
REV	DATE	ON COMPOSITE DWGS. SEE PART NO. FOR REVISION LEVEL	BY	DO NOT SCALE. REFERENCE THE MODEL FOR ALL UNSPECIFIED DIMENSIONS
-	07/06/22	NEW DRAWING	SP	UNLESS OTHERWISE SPECIFIED - 1) DIMENSIONS ARE IN MILLIMETERS 2) TOLERANCES ARE: NF ISO 1300-A-E
A	14/03/24	UPDATE	SP	

KOHLER. 270 rue de Kerenem - 29490 Guipavas
CS 40047 - 29801 Brest Cedex 9 - France

THIS DRAWING IS UNDER PROPERTY OF THE COMPANY.
IT CANNOT BE PRINTED, USED OR COMMUNICATED WITHOUT ITS AUTHORIZATION.

TITLE: **30001546101**

APPROVALS: P. SIMON DATE: 13 Mar 24
DWG NO: **30001546101** SCALE: 1:10 SHEET: 1 of 3
REV: A SIZE: A0



INFORMATIONS SUPPLEMENTAIRES / ADDITIONAL INFORMATION	ITEM
KIT REPLISSAGE FUEL AUTOMATIQUE / AUTOMATIQUE FUEL FILL KIT	01
FILTRE A AIR AMBIANCE POUSSIEREUSE / HEAVY DUTY AIR FILTER	02
ARMOIRE AIR SUPERIEUR / UPPER BRAKER BOX	03
PMG ALTERNATEUR / ALTERNATOR PMG	04
RACCORDEMENT FUEL SEPARÉ / FUEL CONNECTION	05
BAC DE RETENTION / RETENTION BUND	06
BORNIER UK / UK TERMINAL BLOCK	07

CET ASSEMBLAGE OU PIECE DOIT ETRE CONFORME A LA SPECIFICATION PEP-RML-001
 THIS ASSEMBLY OR PART MUST COMPLY WITH SPECIFICATION PEP-RML-001

REV	DATE	ON COMPOSITE DWGS. SEE PART NO. FOR REVISION LEVEL	BY	DO NOT SCALE. REFERENCE THE MODEL FOR ALL UNSPECIFIED DIMENSIONS
-	07/06/22	NEW DRAWING	SP	UNLESS OTHERWISE SPECIFIED - 1) DIMENSIONS ARE IN MILLIMETERS 2) TOLERANCES ARE: NF 501300-6 A-E
A	14/03/24	UPDATE	SP	

APPROVALS: P. SIMON, 13 Mar 24
 DATE: 13 Mar 24
 CAD NO: 30001546101
 DWG NO: 30001546101

SCALE: 1:10
 SHEET: 2 of 3
 REV: A
 SIZE: A0

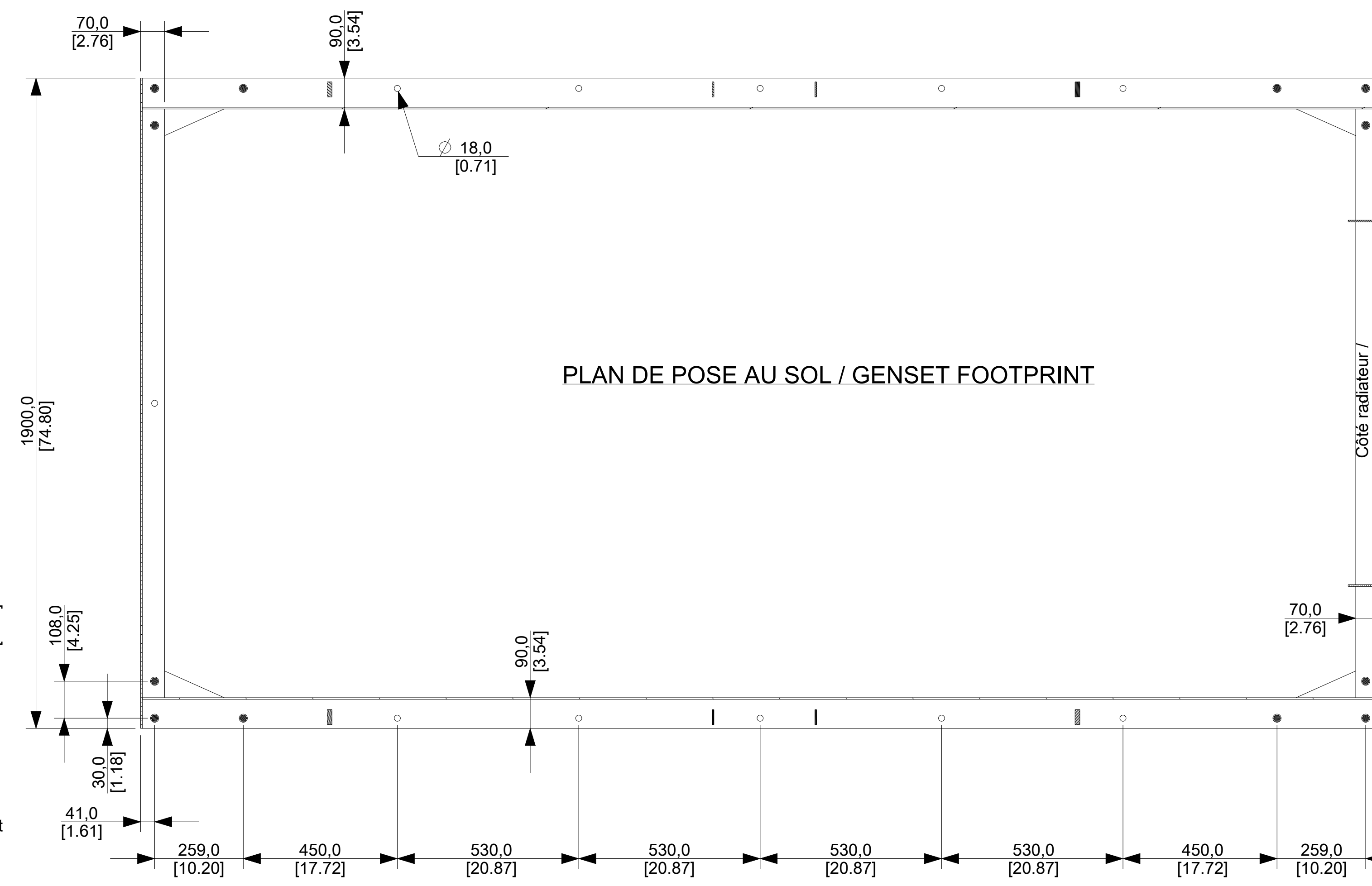
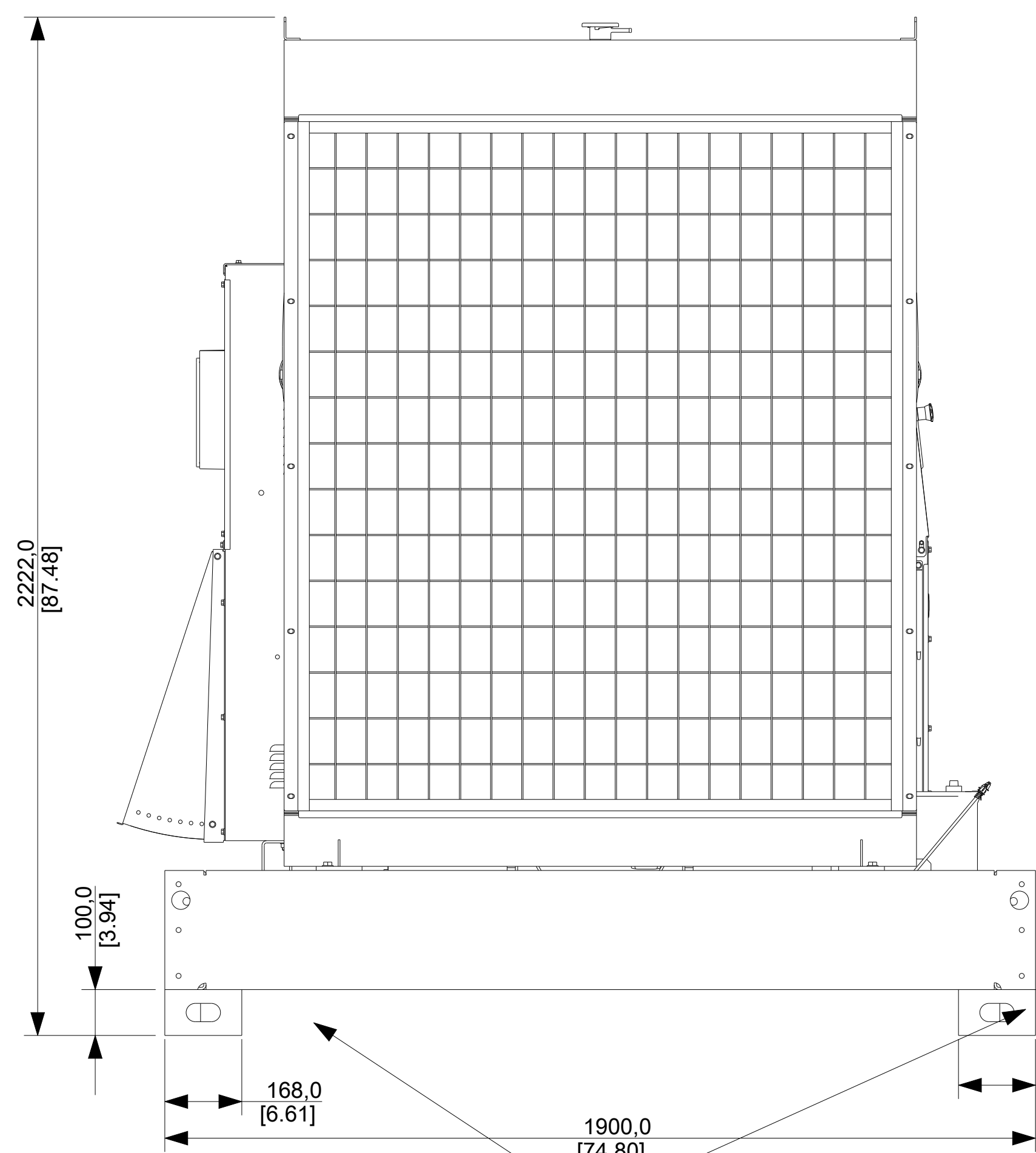
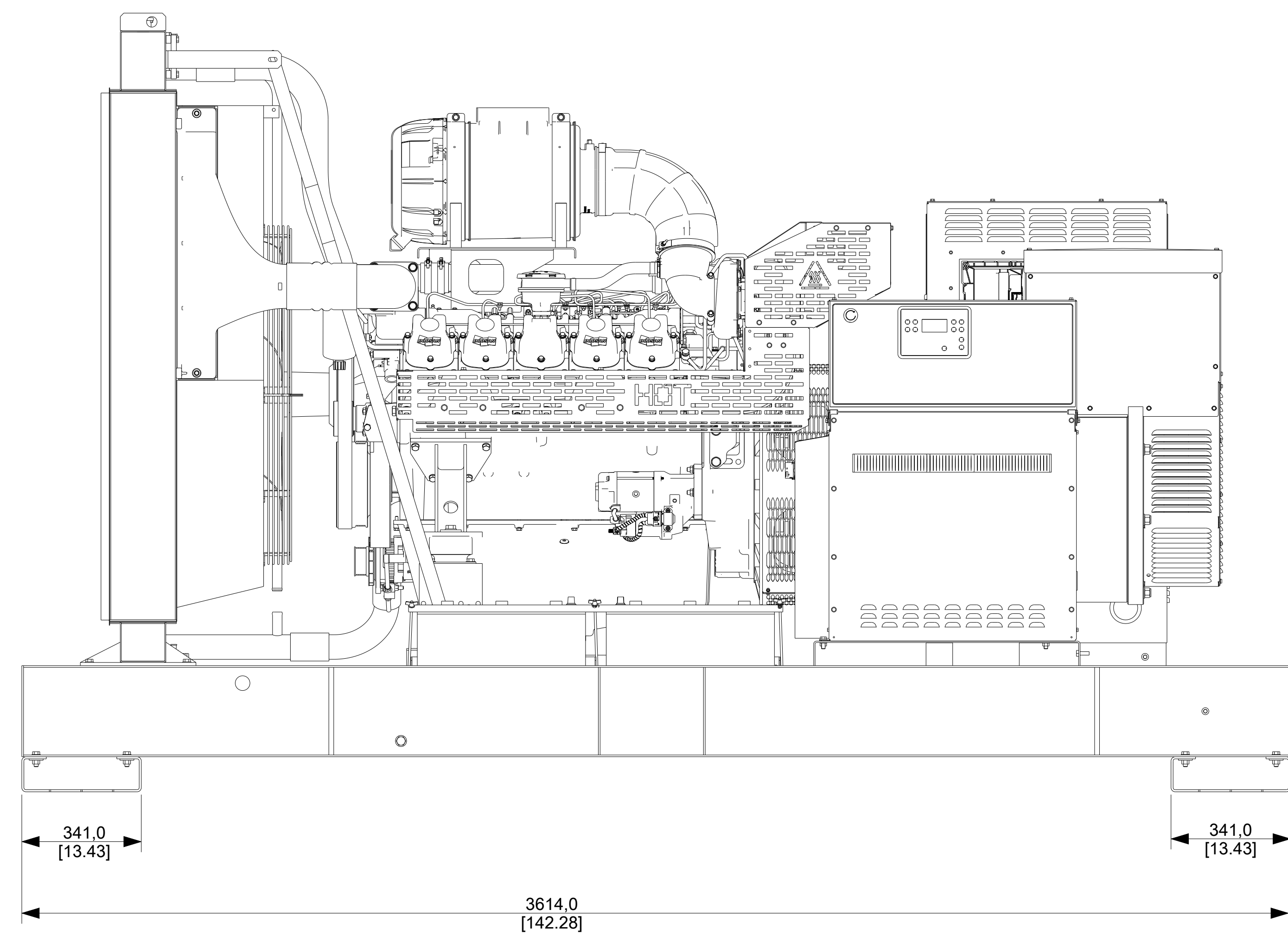
KOHLER
 270 rue de Kerenem - 29490 Guipavas
 CS 40047 - 29801 Bréhat Cedex 9 - France

THIS DRAWING IS UNDER PROPERTY OF THE COMPANY.
 IT CANNOT BE PRINTED, USED OR COMMUNICATED WITHOUT ITS AUTHORIZATION.

TITLE: 30001546101

Dimensions de transport / Delivery size


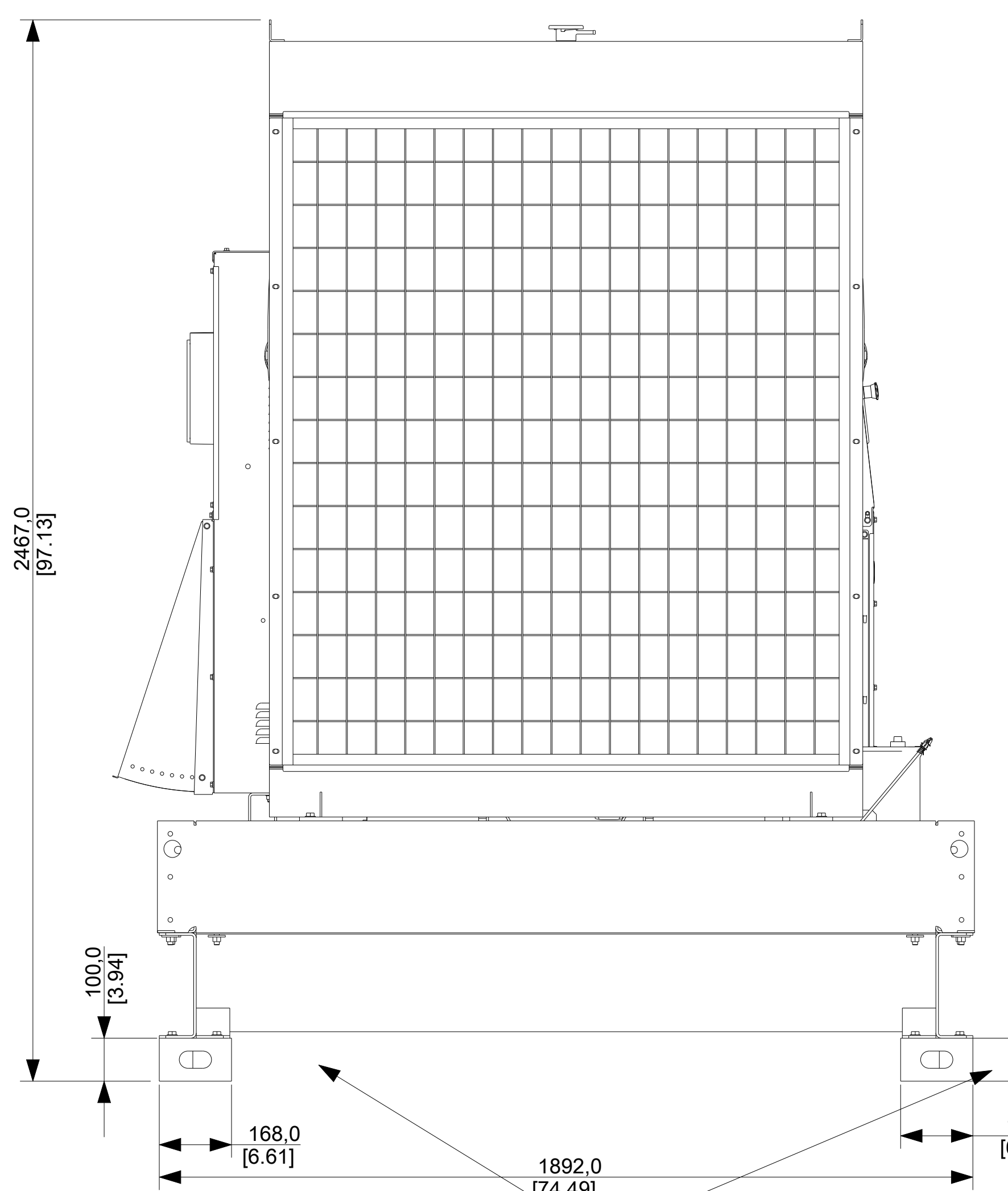
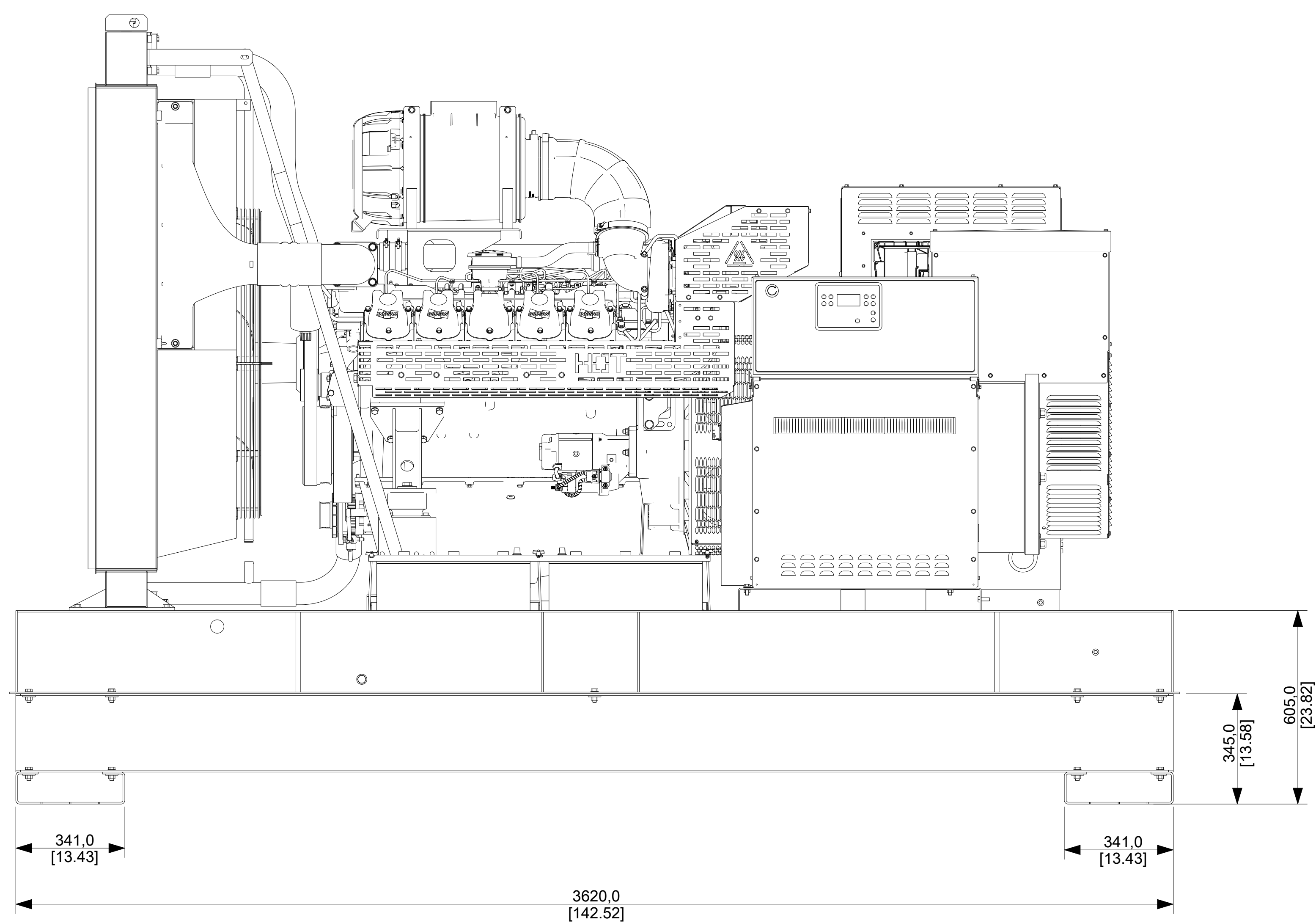
Version châssis avec ou sans réservoir -> Sans bac de rétention
With or without tank frame version -> Without retention bund



Éléments de manutention uniquement pour le transport à démonter pour l'installation du groupe électrogène
Handling devices only for transportation must be unfitted to install the generator set

Dimensions de transport / Delivery size

Version châssis avec ou sans réservoir -> Avec bac de rétention
With or without tank frame version -> With retention bund



Éléments de manutention uniquement pour le transport à démonter pour l'installation du groupe électrogène
Handling devices only for transportation must be unfitted to install the generator set

CET ASSEMBLAGE OU PIECE DOIT ETRE CONFORME A LA SPECIFICATION PEP-RML-001
THIS ASSEMBLY OR PART MUST COMPLY WITH SPECIFICATION PEP-RML-001

REV	DATE	ON COMPOSITE DWGS. SEE PART NO. FOR REVISION LEVEL	BY	DO NOT SCALE. REFERENCE THE MODEL FOR ALL UNSPECIFIED DIMENSIONS
-	07/06/22	NEW DRAWING	SP	UNLESS OTHERWISE SPECIFIED - 1) DIMENSIONS ARE IN MILLIMETERS 2) TOLERANCES ARE: NF ISO1300-6-A-E
A	14/03/24	UPDATE	SP	

APPROVALS	DATE	SCALE	SHEET
 P. SIMON [unclear]	13 Mar 24	1:10	3 of 3

TITLE:	30001546101
CAD NO:	30001546101
DWG NO:	30001546101

KOHLER. 270 rue de Kerenem - 29490 Guipavas
CS 4047 - 29811 Brest Cedex 3 - France

THIS DRAWING IS UNDER PROPERTY OF THE COMPANY.
IT CANNOT PRINTED, USED OR COMMUNICATED WITHOUT ITS AUTHORIZATION.

REV: A

SIZE: A0